
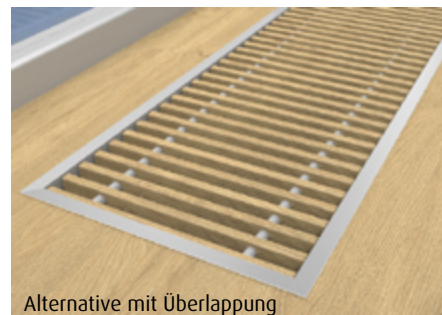
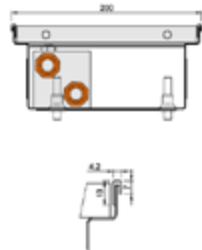


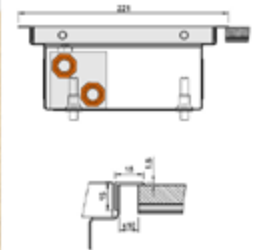
**Rahmenleisten**



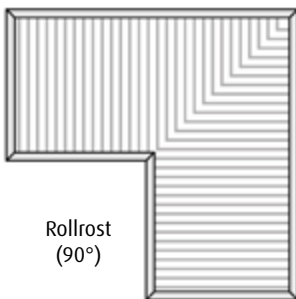
Standard



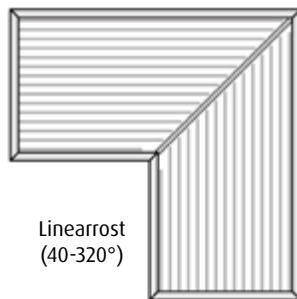
Alternative mit Überlappung



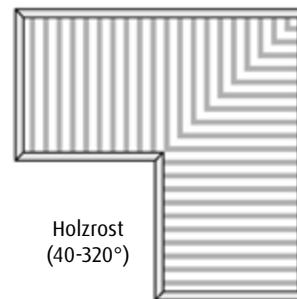
**mögliche Winkel**



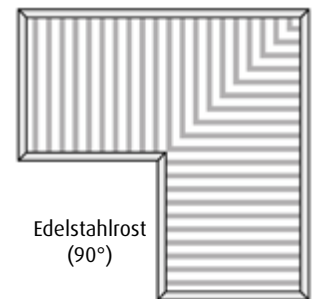
Rollrost  
(90°)



Linearrost  
(40-320°)

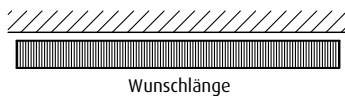


Holzrost  
(40-320°)

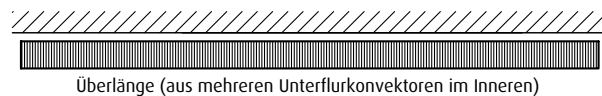


Edelstahlrost  
(90°)

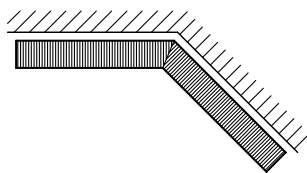
**Beispiele für eckige Sonderformen**



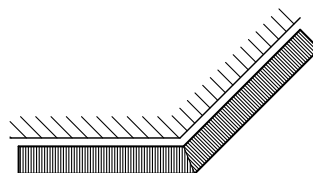
Wunschlänge



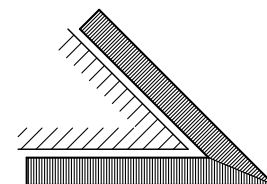
Überlänge (aus mehreren Unterflurkonvektoren im Inneren)



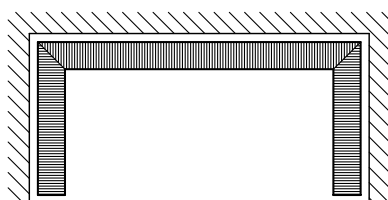
nach Innen gerichtet




nach Außen gerichtet



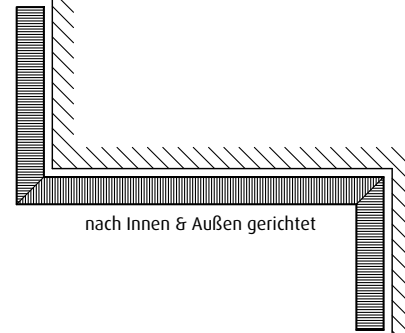
spitzer Winkel



zweifach nach Innen gerichtet



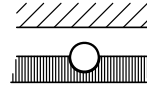
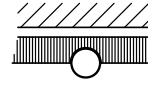
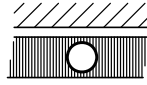
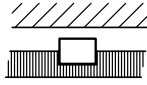
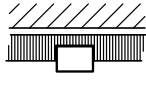
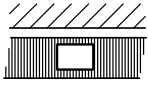
zweifach nach Außen gerichtet



nach Innen & Außen gerichtet

Technische Änderungen vorbehalten

**Beispiele für Aussparungen**



Aussparungen für eckige Hindernisse

Aussparungen für runde Hindernisse

Technische Änderungen vorbehalten