
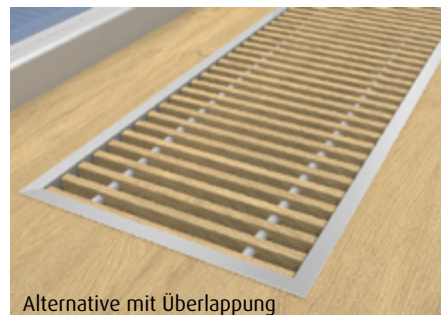
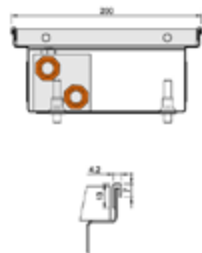


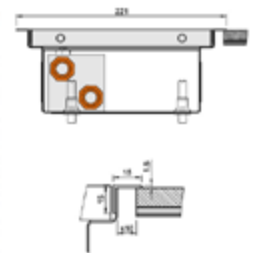
Rahmenleisten



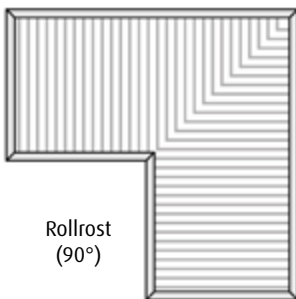
Standard



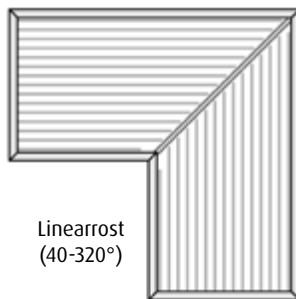
Alternative mit Überlappung



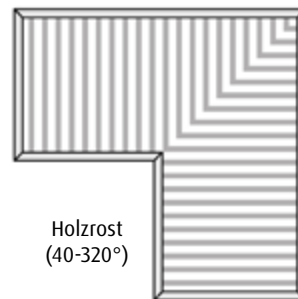
mögliche Winkel



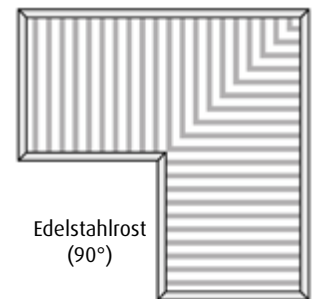
Rollrost
(90°)



Linearrost
(40-320°)

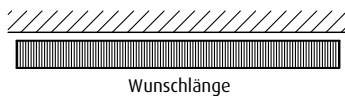


Holzrost
(40-320°)

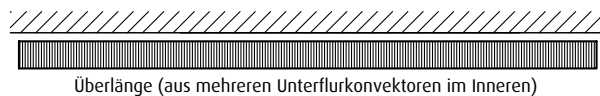


Edelstahlorost
(90°)

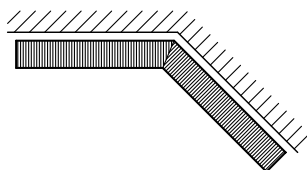
Beispiele für eckige Sonderformen



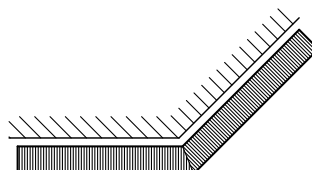
Wunschlänge



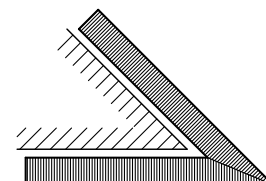
Überlänge (aus mehreren Unterflurkonvektoren im Inneren)



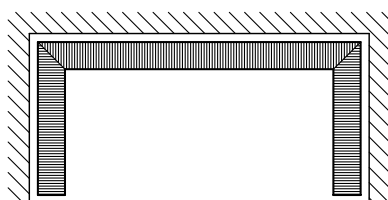
nach Innen gerichtet




nach Außen gerichtet



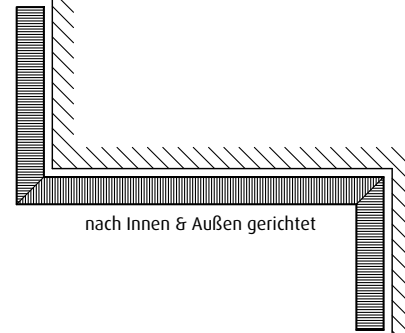
spitzer Winkel



zweifach nach Innen gerichtet



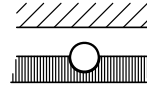
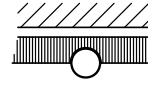
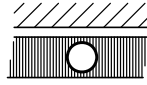
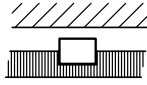
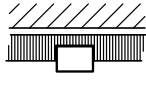
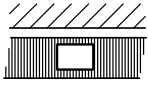
zweifach nach Außen gerichtet



nach Innen & Außen gerichtet

Technische Änderungen vorbehalten

Beispiele für Aussparungen



Aussparungen für eckige Hindernisse

Aussparungen für runde Hindernisse

Technische Änderungen vorbehalten